

Deloitte.

Technology, Media & Telecommunications

Stellar performers.

Technology Fast 500 Asia Pacific
Ranking and CEO Survey 2007



Audit • Tax • Consulting • Financial Advisory •

Contents

Foreword	1
Deloitte Touche Tohmatsu's (DTT) Global Technology, Media & Telecommunications (TMT) Industry Group at a glance	2
Fast facts	4
Powering ahead: Top 5 companies	6
Deloitte Technology Fast 500 Asia Pacific Ranking 2007	8
Deloitte Technology Fast 500 Asia Pacific CEO Survey 2007	19
About the survey	19
Introduction	19
1. Keys to success	20
2. The road ahead	21
3. Global outlook	23
4. Offshore challenges	25
5. High speed control	27
Conclusions	28
About TMT	29
Contacts	30

Foreword

Welcome to one of the region's most comprehensive and respected rankings of fast-growing technology companies: The Deloitte Technology Fast 500 Asia Pacific Ranking and CEO Survey 2007. Deloitte Touche Tohmatsu's (DTT) Global Technology, Media & Telecommunications (TMT) Industry Group has gathered data from fast growing technology companies in the Asia Pacific region, including Australia, China (including Hong Kong), India, Japan, Korea, Malaysia, New Zealand, Singapore, Taiwan and Thailand, in this, its sixth annual ranking.

The ranking acknowledges and profiles the top 500 technology companies — public and private — and the winners are ranked according to their revenue performance over the last three years. The top five companies this year achieved average three-year revenue growth rates ranging from 9,409 to 27,542 percent.

The Deloitte Technology Fast 500 Asia Pacific 2007 CEO Survey is based on feedback from 237 CEOs across the Technology Fast 500 Asia Pacific region. The aim is to gain insight into the secrets of their phenomenal growth, however the survey offers much more: it seeks a first-hand understanding of the ambitions, challenges and industry threats that the sector's leadership are experiencing.

The majority of CEOs surveyed set up their businesses entirely through their own efforts and resources and are striving to create global companies, supplying high quality products and services, and competing with the best worldwide. Sourcing and retaining qualified employees are still the biggest operational challenges in the region and to resolve the crisis, 18 percent of firms currently employ over 15 percent of their workforce abroad. Asia Pacific CEOs see the current figure tripling within five years!

Perhaps the most consistent observation over the years of the ranking and survey is the unshakable and growing confidence these CEOs have in the future. Regardless of the challenges these CEOs face, almost 91 percent of them — a record since the start of the Asia Pacific Survey — are either extremely or very confident that their company will sustain the high level of growth over the next two years.

This year's winning company, Trina Solar Limited, is a Chinese manufacturer of solar panels, which points to the growing consciousness of companies to adopt initial basic strategies to meet environmental preservation. This is reflected in the CEO survey results, where 78 percent of Asia Pacific CEOs acknowledge the need to implement a basic environmental conservation program, because they are concerned about doing the right thing!

Congratulations to all winning companies on their notable achievements.



Igal Brightman

Igal Brightman

Global Managing Partner
Deloitte Touche Tohmatsu, Technology, Media & Telecommunications



Ian Thatcher

Ian Thatcher

Deloitte Australia
Partner in charge of Deloitte Technology Fast 500 Asia Pacific program

Deloitte Touche Tohmatsu's (DTT) Global Technology, Media & Telecommunications (TMT) Industry Group at a glance

Global presence

DTT's Global TMT Industry Group comprises DTT member firms' TMT practices in 45 countries. With dedicated centers of excellence in the Americas, Europe Middle East and Africa (EMEA) and Asia Pacific, the DTT TMT Industry Group's global footprint includes more than 6,000 member firms' partners, directors and senior managers, all of whom are supported by thousands of other member firms' professionals. These individuals are dedicated to helping their member firm clients evaluate complex issues, resolve problems and implement practical solutions globally across the TMT spectrum.

Multidisciplinary capabilities

- Assurance & Audit
- Risk Consulting (including Sarbanes-Oxley compliance)
- Tax
- Business & IT Consulting
- Financial Advisory/Corporate Finance (including M&A)

Key operating principles

- Delivering value to clients
- Developing people's capabilities
- Protecting and enhancing the Deloitte brand
- Committed to integrity and independence
- Unrivalled multidisciplinary approach
- Committed to strengthening the public trust
- Focused on creativity and innovation
- Recognized as the employer of choice

Member firms' shared values

- Integrity
- Outstanding value to markets and clients
- Committed to each other
- Strength from cultural diversity

Member firms

- DTT member firms serve nearly 90 percent of the TMT companies in the Fortune Global 500
- Clients of member firms' TMT practices include some of the world's top software manufacturers, computer manufacturers, wireless operators, satellite broadcasters, advertising agencies and semiconductor producers
- Member firms' TMT clients also include global leaders in media, entertainment, publishing, technology services, information services, service provision (mobile, fixed, cable and Internet), telecommunications and peripheral equipment manufacturing

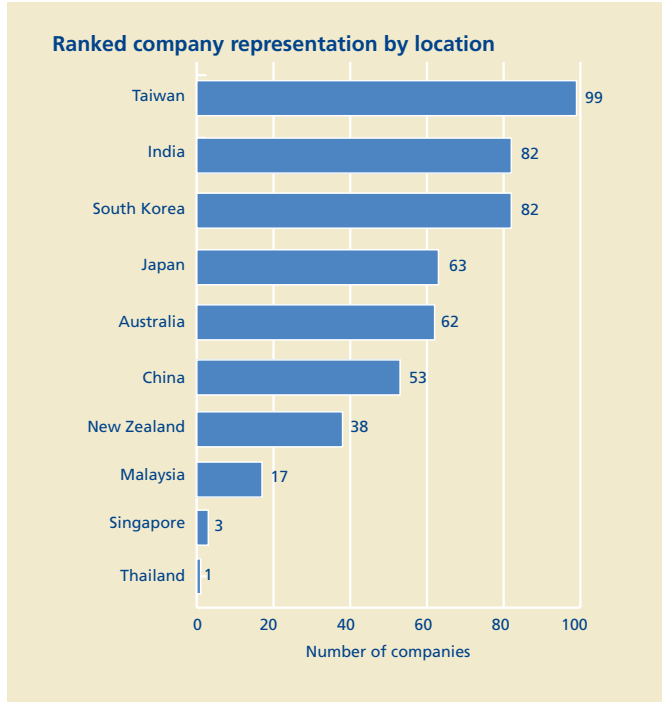
Committed to growing companies

- Across the world, DTT member firms operate programs and initiatives to promote growing companies, including the Deloitte Technology Fast 50 and Deloitte Technology Fast 500 programs
- These programs recognize the fastest growing TMT companies in geographic countries and in the regions of North America, EMEA and Asia Pacific
- DTT member firms work with the major venture capital associations around the world to survey their members on topical matters within the industry. The results are reported in the Global Venture Capital Survey Report, which is distributed globally.

Recent thought leadership

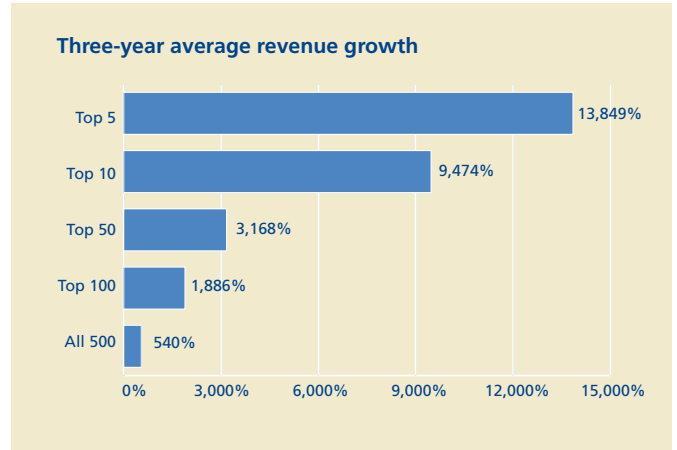
- Digital Dilemmas
- Convergence Conversations
- Global trends in venture capital 2007 survey
- Technology Predictions: TMT Trends 2007
- Media Predictions: TMT Trends 2007
- Telecommunications Predictions: TMT Trends 2007
- Growing your own talent – 2007 global survey of CEOs in the Deloitte Technology Fast 500

Fast facts

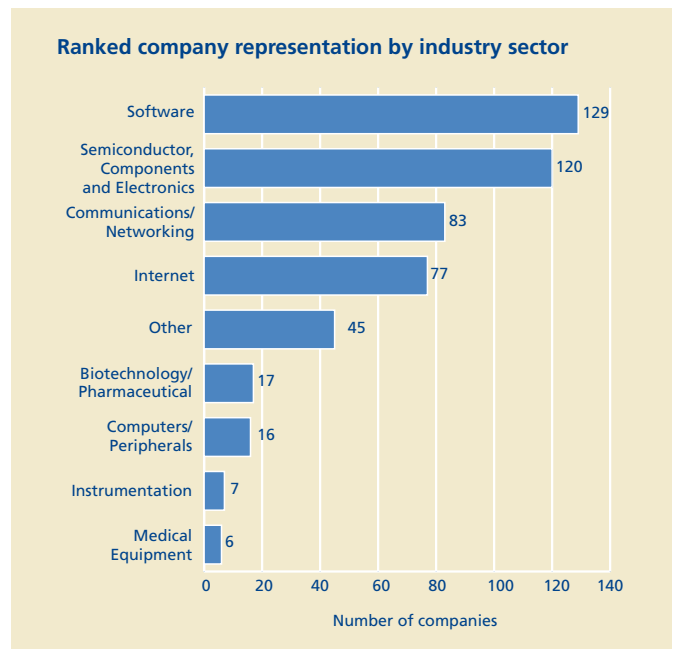


Taiwanese companies comprise the largest number of fast-growing technology companies in this year's ranking (99). India's contribution of fast-growing technology companies to this year's ranking (82) grew by 28 from the 2006 ranking — testimony to the considerable growth occurring there.

South Korean representation has declined by 18 percent to 82 companies; with Japan and New Zealand increasing their contribution of fast-growing technology companies to this year's ranking by 21 and 22 percent, respectively, when compared with the 2006 ranking.



Average revenue growth for the Technology Fast 500 Asia Pacific companies is very positive this year. The top five companies show a remarkable three-year average revenue growth of 13,849 percent — a remarkable climb of 7,050 percent over last year. The three-year average revenue growth for the 500 ranked companies increased from 399 percent in 2006 to nearly 540 percent in 2007.



The top performing sector in 2007 is Software with 129 fast-growing software companies included in the ranking. Semiconductors, Components & Electronics follow close behind (120) with five of the top ten winners falling into this sector. Two of the top five companies are from the Communications/Networking industry which contributed 83 companies to the ranking. The number of ranked Internet sector companies this year has dropped marginally, from 86 in 2006 to 77 this year.

Ranked company by industry and location

	Biotech/Pharmaceutical	Communications/Networking	Computers & Peripherals	Instrumentation	Internet	Medical Equipment	Other	Semiconductor, Components & Electronics	Software
Australia	5	12	3	3	25	0	3	1	10
China	2	10	0	0	3	2	16	4	16
India	3	14	1	0	3	1	12	0	48
Japan	2	6	2	0	30	0	0	3	20
Malaysia	1	4	0	0	3	0	0	2	7
New Zealand	1	11	1	1	9	0	3	1	11
Singapore	0	1	0	0	0	0	1	0	1
South Korea	1	19	0	3	3	1	10	30	15
Taiwan	2	6	9	0	1	2	0	78	1
Thailand	0	0	0	0	0	0	0	1	0

India has supplied the greatest number of Software companies by far (48), followed by Japan. Taiwan has contributed the greatest number (78) of Semiconductor, Components & Electronics companies. South Korea has supplied the largest number (19) of Communications/ Networking companies and Japan has provided the most Internet companies (30).

Public vs private

283 private companies and 217 public companies were ranked in the Deloitte Technology Fast 500 Asia Pacific Ranking 2007 .

Previous winners

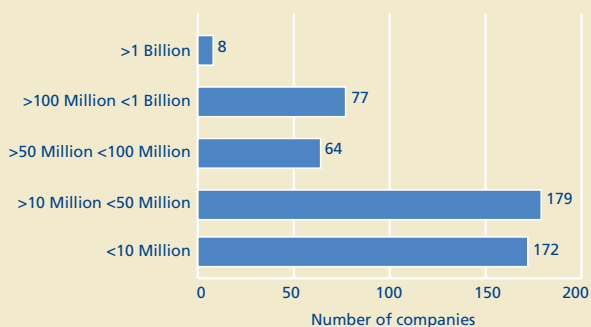
There are 185 previous winners ranked in the Deloitte Technology Fast 500 Asia Pacific Ranking 2007.

Top 20 ranked companies by location (2002-2007)

	2007	2006	2005	2004	2003	2002
China	5*	6	4	6	6	3*
Australia	2	7	2	2*	6	6
South Korea	2		3	6	2	4
Taiwan	4	4*	3*	4	1*	
Japan	3	2	1	1	3	4
Malaysia		1	4	1		
New Zealand	2				2	1
India	2		1			
Singapore			2			1
Indonesia						1

* Deloitte Technology Fast 500 Asia Pacific overall winners

Ranked company revenue category breakdown



Measured in US Dollars

Powering ahead: Top 5 companies

The five companies topping the Deloitte Technology Fast 500 Asia Pacific 2007 ranking demonstrated an average revenue growth over three years of 13,849 percent. The overall winner is Trina Solar Limited from China, with an average three-year revenue growth rate of 27,542 percent.

Each of the top five ranked companies provided its respective profile.



Winner



Trina Solar Limited

Trina Solar Limited is a manufacturer of high quality solar PV (photovoltaic) modules and has a long history as a solar pioneer since it was founded in 1997. Trina Solar Limited is currently one of the few PV manufacturers that have developed a vertically integrated business model from the production of monocrystalline ingots, wafers and cells to the assembly of high quality modules. This integrated value chain helps to ensure high quality products to its customers. Trina Solar's modules provide reliable and environmentally friendly electric power for residential, commercial, industrial and public utility applications worldwide. Trina Solar is backed by a number of well recognized investors which contributed to its successful Initial Public Offering (IPO) on the New York Stock Exchange (NYSE).

Ranked 2nd



Logah Technology Corporation

Logah Technology Corporation, a wholly-owned subsidiary of Lite-on, produces Inverters, LED converters, high-level LCD TV Power Supplies and Display Power Supplies, Notebook PCs, LCD Monitors, other TFT LCD appliances and energy power solutions. While inverters and LCD power supply products form the company's mainstream line, display power solutions cover a wide product range using LCD panels, from 6 inch to 56 inch. These products include DVD players, Notebook PCs, LCD Monitors, LCD TVs, 3C products and military applications.

The organizational structure is tailored to meet customer needs, allowing them to participate in product development from the start. To meet customer and regulatory requirements, industrial standard monitoring and measuring devices are employed in the testing of products. Nearly 30% of employees are skilled R&D engineers, which have allowed strategic acquisition of various product-critical technology patents.

Ranked 3rd



Mobile Data Group

Mobile Data Group is a leading end-to-end mobile solutions company specializing in mobile entertainment and mobile commerce. Mobile Data Group offers a full solution from mobile content provision, to applications development, deployment, distribution and end user fulfillment. As a modular system, Mobile Data Group can offer any components to provide a successful mobile campaign, including such offerings as simple mobile content marketing and sales, to voting, reverse auctions and trivia contents. Handling all integrations with operators, Mobile Data Group can offer this solution in over 30 countries, which means marketing of any form of mobile content and entertainment becomes a trivial process of simply promoting it, along with a code which users can SMS/text into. Mobile Data Group has become a one stop shop to clients wishing to enter the mobile space effortlessly, quickly and successfully.

Ranked 4th



Stack Devices Corporation

Stack Devices Corporation, established in December 2003, is a fast-growing semiconductor packaging manufacturer with expertise in IC (Integrated Circuit) stacking design, production, sales and services. Currently the company's main product is high performance flash memory cards. Their marketing strategies focus on the high growth market of multiple-device-packages, with different attributes for portable products. They are recognized as one of the leading semiconductor packaging manufacturers for flash memory cards worldwide.

Ranked 5th



Beijing Kaitone Information Technology Limited

Beijing Kaitone Information Technology Limited is a high-tech enterprise providing location-based wireless marketing and information services. Founded in 2004, Kaitone pioneered location-based SMS in China and is the only strategic partner of China Mobile offering this service. Kaitone delivers commercial advertisements and public service messages via SMS, MMS or WAP and has coverage of 20 provinces across China, with in excess of 60,000 paying business customers. In 2007, Kaitone was awarded "2007 Cool Company in China" by Fortune China Magazine, "2007 Best Business Model Company" by China Venture, "Red Herring 100 Asia" Award Winner for 2007, by Red Herring Magazine and "Deloitte Technology Fast 50 China 2007".

Deloitte Technology Fast 500 Asia Pacific Ranking 2007

The Deloitte Technology Fast 500 Asia Pacific Ranking 2007 is designed to provide a global platform for measuring, recognizing and analyzing growth of the top 500 technology companies in Asia Pacific. Companies are ranked according to average revenue growth rates over the past three years.

The 500 companies in this year's ranking grew by an average of nearly 540 percent over the past three years. The winning company achieved a noteworthy average three-year revenue growth of 27,542 percent.

Software companies lead the field in the business sector breakdown, representing 129 companies in the ranking this year. Semiconductor, Components & Electronics companies constituted 120 companies in the ranking; Communications and Networking contributed 83 companies to the ranking and Internet companies saw a marginal decline, constituting 77 of the ranked companies.

	Company name	Location	Business Type	3 year % growth
1	Trina Solar Limited	China	Semiconductors, Components & Electronics	27,542.27
2	Logah Technology Corporation	Taiwan	Semiconductors, Components & Electronics	12,381.67
3	Mobile Data Group Pty. Limited	Australia	Communications / Networking	10,236.99
4	Stack Devices Corp.	Taiwan	Semiconductors, Components & Electronics	9,676.86
5	Beijing Kaitone Information Technology Limited	China	Communications / Networking	9,408.89
6	FiBest Limited.	Japan	Semiconductors, Components & Electronics	6,511.91
7	MN Tech Co., Ltd.	South Korea	Semiconductors, Components & Electronics	5,337.75
8	Ansearch Limited *	Australia	Internet	4,986.02
9	Shanghai Everstar Online Entertainment Co., Ltd.	China	Internet	4,510.56
10	Shanghai Winking Entertainment Ltd.	China	Software	4,145.04
11	UBIC, Inc.	Japan	Internet	3,948.08
12	Energy Mad Limited	New Zealand	Other	2,746.05
13	The 9 Limited *	China	Internet	2,734.22
14	ELK Corporation	South Korea	Semiconductors, Components & Electronics	2,734.21
15	Ezi-Pay Limited	New Zealand	Communications / Networking	2,691.84
16	RateGain IT Solutions Private Limited	India	Software	2,641.38
17	Zentel Electronic Corporation	Taiwan	Semiconductors, Components & Electronics	2,600.50
18	INNOLUX DISPLAY CORPORATION	Taiwan	Semiconductors, Components & Electronics	2,432.16
19	GCREST, Inc.	Japan	Software	2,186.80
20	Core Projects and Technologies Limited	India	Software	2,166.59
21	Chips & Media Incorporation	South Korea	Communications / Networking	2,112.90
22	Leadtrend Technology Corporation	Taiwan	Semiconductors, Components & Electronics	1,667.40
23	SMGBB	China	Other	1,657.23
24	17game	China	Communications / Networking	1,555.79
25	BigAir Group Limited *	Australia	Communications / Networking	1,527.95
26	Ambow Education Group	China	Software	1,459.25
27	ICSA (India) Limited	India	Software	1,445.98
28	Trendchip Technologies Corp.	Taiwan	Semiconductors, Components & Electronics	1,409.81
29	KGuard Computer Co., Ltd.	Taiwan	Computers & Peripherals	1,375.24
30	Brennan Software Development Pty. Ltd.	Australia	Software	1,260.37
31	Baoding Tianwei Yingli Others Resources Co., Ltd.	China	Other	1,260.18
32	IBEX	New Zealand	Instrumentation	1,234.37

	Company name	Location	Business Type	3 year % growth
33	Fishpond.co.nz	New Zealand	Internet	1,230.76
34	I-FREEK CO., INC *	Japan	Communications / Networking	1,160.65
35	Dragon Fly GF Co., Ltd.	South Korea	Software	1,131.51
36	Run The Red Limited	New Zealand	Communications / Networking	1,120.58
37	Hangzhou ADICON Clinical Laboratories Co., Ltd.	China	Other	1,116.56
38	m.Net Corporation Limited	Australia	Communications / Networking	1,091.65
39	Fractalist China Inc.	China	Other	1,084.88
40	Digital Island Communications	New Zealand	Communications / Networking	1,071.59
41	Domain Central Pty. Ltd.	Australia	Internet	1,054.66
42	iCare Solutions Pty. Ltd. *	Australia	Software	1,031.87
43	TigerSpike Pty. Ltd.	Australia	Communications / Networking	1,028.29
44	Teledata Informatics Limited	India	Software	1,018.64
45	AUN CONSULTING, Inc. *	Japan	Internet	1,007.03
46	Torpedo7 Limited	New Zealand	Internet	968.32
47	Shenzhen Kouton Technology Co., Ltd.	China	Software	967.37
48	Bravura Solutions Limited	Australia	Software	946.07
49	Aurionpro Solutions Limited	India	Software	913.23
50	Tanla Solutions Limited	India	Communications / Networking	891.01
51	E-TON SOLAR TECH. CO., LTD. *	Taiwan	Semiconductors, Components & Electronics	873.31
52	GNI Ltd.	Japan	Biotechnology / Pharmaceutical	870.39
53	Extol MSC Berhad	Malaysia	Semiconductors, Components & Electronics	823.76
54	VADS e-Services Sdn. Bhd.	Malaysia	Communications / Networking	800.48
55	ERA DESIGN TECHNOLOGY CO.,LTD.	Taiwan	Software	767.15
56	Proteans Software Solutions Private Limited	India	Software	750.72
57	China Digital TV Technology Co., Ltd.	China	Software	745.02
58	Spreadtrum Communications Inc. *	China	Communications / Networking	727.81
59	Pony Lab for Physical & Chemical Analysis (Beijing) Co., Ltd.	China	Other	727.51
60	Mebix, Inc. *	Japan	Biotechnology / Pharmaceutical	716.02
61	Molecular Connections Private Limited	India	Biotechnology / Pharmaceutical	707.43
62	Four Soft Limited	India	Software	683.75
63	Shotech Co., Ltd.	South Korea	Software	668.62
64	Entermotion Co., Ltd.	Japan	Internet	652.25
65	Aconex Pty. Ltd. *	Australia	Internet	648.01
66	AppLabs	India	Software	634.22
67	Acrodea, Inc.	Japan	Software	626.25
68	Focus Media *	China	Other	625.68
69	For-side.com.Co., Ltd. *	Japan	Software	609.68
70	mixi, Inc. *	Japan	Internet	609.66
71	Technology Leaders & Innovators Inc.	South Korea	Semiconductors, Components & Electronics	607.30
72	Canadian Solar Inc.	China	Other	604.32
73	Inotera Memories, Inc.	Taiwan	Semiconductors, Components & Electronics	603.11
74	Suntech Power Holdings Co., Ltd.	China	Other	602.18
75	CER Group Limited	New Zealand	Biotechnology / Pharmaceutical	601.63
76	Axel Electronics Co., Ltd.	Taiwan	Semiconductors, Components & Electronics	595.72
77	Withus Co., Ltd. *	South Korea	Communications / Networking	588.60
78	Bahwan CyberTek Private Limited	India	Communications / Networking	586.18
79	NextWindow Limited	New Zealand	Computers & Peripherals	567.44
80	GameOn Co., Ltd.	Japan	Internet	563.01
81	TAKE Solutions Limited	India	Software	556.25
82	Directi *	India	Internet	547.73
83	Monday Technology Co., Ltd. *	Taiwan	Internet	537.75
84	WELLNET CORPORATION	Japan	Internet	534.79

* Previous winner

This information has been provided by the top 500 ranked companies.

Stellar performers

Technology Fast 500 Asia Pacific Ranking and CEO Survey 2007

	Company name	Location	Business Type	3 year % growth
85	Ubiquitous Corporation	Japan	Software	527.86
86	Writeup Co., Ltd.	Japan	Internet	525.33
87	Holistics Group Limited	New Zealand	Software	519.31
88	Indialdeas.com Limited *	India	Other	511.11
89	DTE Technologies Corp.	Taiwan	Semiconductors, Components & Electronics	507.11
90	Gamepot Inc.	Japan	Internet	498.59
91	Mako Networks	New Zealand	Communications / Networking	497.61
92	Amst Co., Ltd.	South Korea	Semiconductors, Components & Electronics	493.98
93	RedHot Media Sdn. Bhd.	Malaysia	Communications / Networking	483.68
94	GoDB Tech Private Limited	India	Software	478.76
95	Manthan Software Services Private Limited	India	Software	470.71
96	MCJ Co., Ltd. *	Japan	Computers & Peripherals	468.43
97	Cellestis Limited *	Australia	Biotechnology / Pharmaceutical	461.43
98	Viocorp International Pty. Ltd.	Australia	Internet	453.21
99	Green Packet Berhad *	Malaysia	Communications / Networking	447.52
100	Sintronic Technology Inc.	Taiwan	Semiconductors, Components & Electronics	443.26
101	Ocimum Biosolutions (India) Limited *	India	Biotechnology / Pharmaceutical	442.83
102	Primeworks Corporation	Japan	Software	442.21
103	OrientView Technology Co., Ltd.	China	Communications / Networking	438.02
104	Bing Technologies Pty. Ltd.	Australia	Software	436.05
105	Comap Incorporated	Japan	Communications / Networking	432.30
106	Skelta Software Private Limited *	India	Software	431.95
107	Sinfor Technologies Co., Ltd. *	China	Communications / Networking	429.84
108	Telibrahma Convergent Communications Pvt. Ltd.	India	Communications / Networking	429.65
109	interspace co., ltd	Japan	Internet	428.86
110	ispONE Pty. Ltd.	Australia	Internet	421.88
111	VeriSilicon Holdings Co., Ltd. *	China	Semiconductors, Components & Electronics	420.90
112	WonTen technology Co., Ltd. *	Taiwan	Semiconductors, Components & Electronics	419.54
113	SilverStripe Limited	New Zealand	Software	417.35
114	HMSYSTEMS Co., Ltd. *	Japan	Internet	415.26
115	Tejas Networks India Limited *	India	Communications / Networking	412.04
116	Compal Communications Inc. *	Taiwan	Communications / Networking	410.35
117	ASUSTEK COMPUTER INC. *	Taiwan	Semiconductors, Components & Electronics	408.28
118	PIPE Networks Limited *	Australia	Communications / Networking	406.43
119	ExtraCorp Pty. Ltd.	Australia	Internet	403.74
120	Wellington Drive Technologies Limited	New Zealand	Semiconductors, Components & Electronics	402.17
121	NavInfo Co., Ltd. *	China	Other	399.63
122	TSTI Tech Co., Ltd.	South Korea	Semiconductors, Components & Electronics	396.73
123	Mobile Factory Inc.	Japan	Internet	395.67
124	Pentamicro Inc.	South Korea	Semiconductors, Components & Electronics	395.38
125	DeNA Co., Ltd. *	Japan	Internet	393.99
126	Thinkware Systems Corp. *	South Korea	Software	392.43
127	Zeald.com	New Zealand	Internet	391.40
128	eLogic Solutions (India) Private Limited	India	Software	386.30
129	Wooree ETI Co., Ltd.	South Korea	Semiconductors, Components & Electronics	385.51
130	M&Soft Inc.	South Korea	Software	376.79
131	IMImobile	India	Communications / Networking	375.57
132	ADVANCED WIRELESS SEMICONDUCTOR COMPANY *	Taiwan	Semiconductors, Components & Electronics	373.88
133	MICROBIO CO.,LTD. *	Taiwan	Biotechnology / Pharmaceutical	367.65
134	Top Powersonic Co., Ltd.	Taiwan	Semiconductors, Components & Electronics	366.29
135	Clever Communications Australia Limited *	Australia	Communications / Networking	364.65
136	DocsCorp Pty. Limited	Australia	Computers & Peripherals	363.87

	Company name	Location	Business Type	3 year % growth
137	Financial Technologies (India) Limited *	India	Software	360.77
138	Revolution IT Pty. Ltd.	Australia	Other	359.96
139	Atlassian Software Systems Pty. Ltd. *	Australia	Software	357.22
140	EFUN TECHNOLOGY CO., LTD.	Taiwan	Semiconductors, Components & Electronics	356.41
141	E-Cenit Systems Sdn. Bhd.	Malaysia	Software	355.15
142	DigiMedia Technology Co., Ltd.	Taiwan	Semiconductors, Components & Electronics	354.20
143	Beijing Jiachenhong Biological Technologies Ltd. *	China	Biotechnology / Pharmaceutical	351.97
144	LIFE TECHNOLOGIES CO., LTD.	Taiwan	Semiconductors, Components & Electronics	349.52
145	YUME NO MACHI SOUZOU IINKAI CO., LTD. *	Japan	Internet	348.64
146	Thermaltake Technology Co., Ltd.	Taiwan	Semiconductors, Components & Electronics	346.28
147	Selim Technologies Inc.	South Korea	Internet	344.46
148	StemLife Berhad *	Malaysia	Biotechnology / Pharmaceutical	343.41
149	ACL Wireless Limited *	India	Communications / Networking	339.43
150	WITS Interactive Private Limited *	India	Internet	337.03
151	Favite, Inc.	Taiwan	Semiconductors, Components & Electronics	336.19
152	Oncoprobe Biotech Inc.	Taiwan	Medical Equipment	333.14
153	SYNTRONIX CORPORATION *	Taiwan	Semiconductors, Components & Electronics	332.64
154	Catch Limited	New Zealand	Other	332.52
155	ImpediMed Limited *	Australia	Biotechnology / Pharmaceutical	331.81
156	Smartpath Pty. Ltd.	Australia	Software	329.38
157	Destra Corporation Ltd. *	Australia	Internet	324.00
158	Paladion Networks Private Limited *	India	Software	323.47
159	Cross-Tab Marketing Services Private Limited *	India	Other	321.34
160	Kingmax Digital Inc. *	Taiwan	Semiconductors, Components & Electronics	313.46
161	Wave Electronics Co., Ltd.	South Korea	Communications / Networking	313.39
162	Spanco Telesystems & Solutions Limited	India	Communications / Networking	311.91
163	Intellection Pty. Ltd. *	Australia	Instrumentation	311.24
164	N2N Connect Berhad *	Malaysia	Software	310.84
165	Liquid eLearning Services Private Limited *	India	Other	309.26
166	Macroblock, Inc.	Taiwan	Semiconductors, Components & Electronics	308.87
167	Multi Vendor Support Services Pty. Ltd.	Australia	Computers & Peripherals	306.30
168	First Rate NZ Limited	New Zealand	Communications / Networking	304.02
169	Vision 6 Pty. Ltd. *	Australia	Internet	302.14
170	Micro Technologies (India) Limited	India	Other	299.52
171	Beijing Inhand networking Technology Co., Ltd.	China	Communications / Networking	298.17
172	Copartner Technology Corporation	Taiwan	Semiconductors, Components & Electronics	296.05
173	Shinwha Interteck Corp.	South Korea	Other	295.23
174	Trade Me Limited	New Zealand	Internet	294.42
175	Tiger Networks Limited	New Zealand	Communications / Networking	294.03
176	Magic Pulse Limited	New Zealand	Software	293.69
177	Axcen Photonics Corporation	Taiwan	Semiconductors, Components & Electronics	291.18
178	JCEntertainment Corp.	South Korea	Software	290.45
179	RimuHosting	New Zealand	Internet	289.28
180	Geodesic Information Systems Limited *	India	Software	288.65
181	Interbase Resources Sdn. Bhd.	Malaysia	Internet	288.22
182	Genesis Photonics Inc. *	Taiwan	Semiconductors, Components & Electronics	287.17
183	iSoftStone Information Service Corporation *	China	Other	285.80
184	ECONTEXT, INC.	Japan	Internet	281.60
185	Rock Star Recipes Limited	New Zealand	Internet	278.79
186	Telefield Inc.	South Korea	Communications / Networking	271.40
187	AquaCast Corporation	Japan	Software	267.38
188	Comat Technologies Private Limited *	India	Other	266.56

* Previous winner

This information has been provided by the top 500 ranked companies.

Stellar performers

Technology Fast 500 Asia Pacific Ranking and CEO Survey 2007

	Company name	Location	Business Type	3 year % growth
189	UTECHZONE Co., Ltd.	Taiwan	Semiconductors, Components & Electronics	264.63
190	Particle Systems Limited	New Zealand	Software	262.13
191	ORG Informatics Limited	India	Communications / Networking	261.10
192	ecash corporation	Japan	Software	260.96
193	Camson Bio Technologies Limited	India	Biotechnology / Pharmaceutical	259.56
194	Elitegroup Computer Systems Co., Ltd.	Taiwan	Semiconductors, Components & Electronics	256.74
195	Join Technology Co., Ltd.	South Korea	Other	255.96
196	Worksoft Creative Software Technology Ltd. *	China	Software	255.89
197	Drecom Co., Ltd. *	Japan	Internet	253.54
198	GALLANT PRECISION MACHINING CO., LTD. *	Taiwan	Semiconductors, Components & Electronics	251.02
199	BrickRed Technologies Private Limited	India	Software	249.41
200	Adways Co., Ltd. *	Japan	Internet	249.19
201	Edia Co., Ltd. *	Japan	Software	249.01
202	carsales.com.au Limited *	Australia	Internet	247.48
203	TAIHAN PRECISION TECHNOLOGY CO., LTD. *	Taiwan	Semiconductors, Components & Electronics	247.44
204	eMemory Technology Inc.	Taiwan	Semiconductors, Components & Electronics	246.08
205	Premtek International Inc.	Taiwan	Semiconductors, Components & Electronics	246.00
206	Adviware Pty. Ltd. *	Australia	Internet	245.14
207	DK UNC Co., Ltd.	South Korea	Software	244.77
208	Global Unichip Corp.	Taiwan	Semiconductors, Components & Electronics	243.05
209	GlobalSign K.K *	Japan	Internet	242.60
210	Vroom Vroom Vroom Pty. Ltd.	Australia	Internet	241.73
211	California Software Company Limited *	India	Software	241.12
212	MOTECH INDUSTRIES INC. *	Taiwan	Semiconductors, Components & Electronics	239.69
213	Sterlite Optical Technologies Limited *	India	Other	238.24
214	Vigil Systems Pty. Ltd.	Australia	Software	237.23
215	Serverworks Limited	New Zealand	Communications / Networking	237.21
216	The Optima Corporation	New Zealand	Software	236.77
217	Chillisoft Limited	New Zealand	Software	236.71
218	MoBif Berhad *	Malaysia	Communications / Networking	235.98
219	Siliconworks Co., Ltd.	South Korea	Semiconductors, Components & Electronics	232.14
220	JOCHU TECHNOLOGY CO., LTD.	Taiwan	Semiconductors, Components & Electronics	232.00
221	Asia Pacific Satellite Industries Co., Ltd.	South Korea	Communications / Networking	231.85
222	Ralink Technology Corp.	Taiwan	Semiconductors, Components & Electronics	230.21
223	Customers Limited *	Australia	Communications / Networking	227.52
224	Dahua Technology	China	Software	226.26
225	Netgen Sdn. Bhd.	Malaysia	Software	226.20
226	Japan CableCast Inc.	Japan	Communications / Networking	226.19
227	Dexterity Business Analysts Private Limited *	India	Software	225.61
228	Newgrid Technology Inc.	South Korea	Communications / Networking	225.07
229	OnMobile Global Limited	India	Software	224.75
230	WuXi PharmaTech Co., Ltd. *	China	Biotechnology / Pharmaceutical	223.15
231	OPTOMA CORPORATION	Taiwan	Computers & Peripherals	222.87
232	ALPHA IMAGING TECHNOLOGY CORP.	Taiwan	Semiconductors, Components & Electronics	221.96
233	Real Estate.com.au Limited *	Australia	Internet	221.07
234	Giga Solution Tech. Co., Ltd.	Taiwan	Semiconductors, Components & Electronics	220.95
235	Phison Electronics Corp. *	Taiwan	Semiconductors, Components & Electronics	220.61
236	GenMont Biotech Inc. *	Taiwan	Biotechnology / Pharmaceutical	218.82
237	GLOBAL BRANDS MANUFACTURE LIMITED *	Taiwan	Semiconductors, Components & Electronics	215.19
238	Ultrapower Software Co., Ltd.	China	Software	214.88
239	Produce Co., Ltd. *	Japan	Semiconductors, Components & Electronics	214.37
240	Evalueserve.com Private Limited *	India	Other	213.97

	Company name	Location	Business Type	3 year % growth
241	Vembu Technologies Private Limited	India	Software	212.91
242	Mirror Image Access (Australia) Pty. Limited	Australia	Communications / Networking	211.98
243	Toshniwal Enterprises Controls Private Limited	India	Communications / Networking	211.79
244	Advanced Analog Technology Inc. *	Taiwan	Semiconductors, Components & Electronics	211.03
245	Forcecon Technology Co., Ltd.	Taiwan	Semiconductors, Components & Electronics	210.83
246	Visesh Infotecnics Limited *	India	Software	210.76
247	OPT, Inc. *	Japan	Internet	210.17
248	Tech Mahindra Limited	India	Software	209.74
249	SHENMAO TECHNOLOGY INC. *	Taiwan	Semiconductors, Components & Electronics	209.49
250	MicroPort Medical (Shanghai) Co., Ltd.	China	Medical Equipment	207.69
251	LDT Co., Ltd.	South Korea	Semiconductors, Components & Electronics	207.16
252	World Tech Co., Ltd.	South Korea	Semiconductors, Components & Electronics	203.20
253	KEY WARE ELECTRONICS CO., LTD. *	Taiwan	Semiconductors, Components & Electronics	203.17
254	VarioSecure Networks, Inc. *	Japan	Internet	202.29
255	Webjet Limited *	Australia	Internet	200.82
256	message4u Pty. Ltd. (trading as Message Media) *	Australia	Communications / Networking	199.90
257	iNavigate Sdn. Bhd. *	Malaysia	Software	199.14
258	SBI VeriTrans Co., Ltd. *	Japan	Internet	197.88
259	InfoConnect Sdn. Bhd.	Malaysia	Software	197.85
260	Actions Semiconductor Co., Ltd. *	China	Semiconductors, Components & Electronics	197.29
261	Remixpoint, inc.	Japan	Software	197.22
262	ASROCK Incorporation *	Taiwan	Semiconductors, Components & Electronics	197.18
263	K-One Technology Berhad *	Malaysia	Semiconductors, Components & Electronics	196.58
264	WELLYPOWER *	Taiwan	Semiconductors, Components & Electronics	196.43
265	High Tech Computer Corp. *	Taiwan	Communications / Networking	195.95
266	Impac Solutions Limited	New Zealand	Software	195.01
267	Merry Electronics Co., Ltd. *	Taiwan	Communications / Networking	194.82
268	AVY Precision Technology INC.	Taiwan	Semiconductors, Components & Electronics	194.76
269	Hangzhou Hikvision Digital Tech. Co., Ltd. *	China	Other	194.01
270	Century Software (M) Sdn. Bhd.	Malaysia	Software	193.70
271	Subex Azure Limited *	India	Software	192.49
272	Nextech Corporation *	Japan	Software	192.00
273	fonfun corporation	Japan	Software	191.72
274	HI-LIGHT TEK CO., LTD.	Taiwan	Semiconductors, Components & Electronics	191.06
275	DTV Interactive Co., Ltd.	South Korea	Instrumentation	190.64
276	Unwired Group Limited *	Australia	Communications / Networking	189.18
277	Escortram Technology Incorporation	Taiwan	Semiconductors, Components & Electronics	188.67
278	GLORY SCIENCE CO., LTD.	Taiwan	Semiconductors, Components & Electronics	187.77
279	Interactivy Co., Ltd.	South Korea	Communications / Networking	187.75
280	24x7 Learning Solutions Private Limited	India	Software	187.14
281	Ubiquam Co., Ltd.	South Korea	Communications / Networking	186.75
282	Solar Applied Materials Technology Corp.	Taiwan	Semiconductors, Components & Electronics	186.26
283	Sirtex Medical Limited *	Australia	Biotechnology / Pharmaceutical	184.60
284	MassMedia Studios Pty. Ltd. *	Australia	Internet	184.14
285	Indtek Co., Ltd.	South Korea	Other	183.89
286	FuZhou Photop Koncent, Inc. *	China	Communications / Networking	181.64
287	Shenzhen HYT Science & Technology Co., Ltd.	China	Communications / Networking	180.04
288	Inno Chips Technology Co., Ltd.	South Korea	Semiconductors, Components & Electronics	178.39
289	HEDONIST BIOCHEMICAL TECHNOLOGIES CO., LTD.	Taiwan	Medical Equipment	178.39
290	Fusion Partners, Co.	Japan	Software	178.19
291	Mgame Corp.	South Korea	Software	177.85
292	Celxpert Energy Corporation *	Taiwan	Semiconductors, Components & Electronics	177.70

* Previous winner

This information has been provided by the top 500 ranked companies.

Stellar performers

Technology Fast 500 Asia Pacific Ranking and CEO Survey 2007

	Company name	Location	Business Type	3 year % growth
293	Observatory Crest Limited	New Zealand	Other	177.62
294	RFHIC Co.,Ltd.	South Korea	Communications / Networking	177.26
295	VOLTAGE Inc. *	Japan	Software	176.70
296	NEXT Co., Ltd. *	Japan	Internet	176.66
297	TAIWAN PCB TECHVEST CO., LTD. *	Taiwan	Semiconductors, Components & Electronics	176.17
298	Pure Hacking Pty. Ltd.	Australia	Internet	175.68
299	Red Balloon Pty. Ltd. *	Australia	Internet	175.61
300	Partron Co., Ltd. *	South Korea	Semiconductors, Components & Electronics	175.31
301	Cyber Logitec Co., Ltd.	South Korea	Semiconductors, Components & Electronics	175.20
302	Speedwell eBusiness Solutions Pty. Ltd.	Australia	Internet	174.99
303	DIP Corporation	Japan	Internet	173.27
304	EMITEK Technology	Taiwan	Communications / Networking	172.52
305	Sonata Software Limited *	India	Software	171.65
306	Thinksoft Global Services Private Limited *	India	Software	171.55
307	CoAsia Microelectronics Corp.	Taiwan	Semiconductors, Components & Electronics	171.48
308	CyberStep, Inc. *	Japan	Internet	171.40
309	MeritTrac Services Private Limited	India	Other	170.27
310	Taesan LCD Co., Ltd. *	South Korea	Semiconductors, Components & Electronics	169.41
311	Sobha Renaissance Information Technology Private Limited*	India	Software	168.22
312	One97 Communications Private Limited	India	Communications / Networking	168.04
313	Bodhtree Consulting Limited	India	Software	167.62
314	iQ Toys Limited	New Zealand	Internet	166.99
315	Oriental Happy Enterprise Co., Ltd.	Taiwan	Semiconductors, Components & Electronics	166.97
316	Touchpoint Limited	New Zealand	Software	166.02
317	Endace Group	New Zealand	Communications / Networking	164.98
318	Bharti Telesoft Limited *	India	Software	164.91
319	Seronics Co., Ltd.	South Korea	Semiconductors, Components & Electronics	164.50
320	Sino-American Silicon Products Inc.	Taiwan	Semiconductors, Components & Electronics	164.48
321	KINSUS INTERCONNECT TECHNOLOGY CORP. *	Taiwan	Semiconductors, Components & Electronics	164.17
322	Young Fast Optoelectronics Co., Ltd.	Taiwan	Semiconductors, Components & Electronics	164.05
323	Elixir Technology Pte. Ltd.	Singapore	Software	163.86
324	i-Vista Digital Solutions Private Limited	India	Software	163.63
325	ENE Technology Inc.	Taiwan	Semiconductors, Components & Electronics	163.20
326	PSK Inc. *	South Korea	Semiconductors, Components & Electronics	162.86
327	First Focus IT Pty. Limited	Australia	Other	162.77
328	Trans Niaga Sdn. Bhd.	Malaysia	Internet	162.23
329	Protech Systems Co., Ltd.	Taiwan	Computers & Peripherals	162.20
330	Adaptive Plasma Technology Co., Ltd.	South Korea	Semiconductors, Components & Electronics	162.12
331	Korea High Tech Co., Ltd.	South Korea	Other	161.97
332	Hurix Systems Private Limited *	India	Software	161.93
333	Brennan Voice and Data Pty. Ltd. (formerly Securetel Pty. Ltd.)*	Australia	Internet	161.60
334	China Wireless Technologies Limited *	China	Communications / Networking	160.99
335	Contrel Technology Co., Ltd.*	Taiwan	Semiconductors, Components & Electronics	159.41
336	Exetel Pty. Limited	Australia	Internet	159.19
337	FuseFarm Interactive Pty. Ltd.	Australia	Internet	159.08
338	DARFON ELECTRONICS CORP.	Taiwan	Semiconductors, Components & Electronics	158.86
339	Inca Internet Corp.	South Korea	Internet	157.60
340	RACCOON CO., LTD. *	Japan	Internet	157.01
341	Prithvi Information Solutions Limited	India	Software	154.79
342	Webcash Corp.	South Korea	Software	153.95
343	Redvespa Consultants Limited	New Zealand	Communications / Networking	153.87
344	Beyondsoft (Beijing) Co., Ltd. *	China	Software	153.49

	Company name	Location	Business Type	3 year % growth
345	Aspire Systems (India) Private Limited *	India	Software	153.44
346	Hisoft Technology International Limited *	China	Software	151.72
347	So-net M3, Inc. *	Japan	Internet	151.66
348	Hwacom Systems Inc.	Taiwan	Communications / Networking	150.76
349	Wintek System Co., Ltd.	South Korea	Communications / Networking	150.64
350	Net4 India Limited	India	Communications / Networking	150.61
351	Tmax Soft Co., Ltd.	South Korea	Software	150.52
352	NITS TECHNOLOGY INC. *	Taiwan	Computers & Peripherals	150.24
353	NHN Corporation *	South Korea	Internet	149.97
354	Vista Entertainment Solutions Limited	New Zealand	Software	149.97
355	ALLTOP TECHNOLOGY CO., LTD. *	Taiwan	Semiconductors, Components & Electronics	149.94
356	Ways Technical Corp., Ltd.	Taiwan	Semiconductors, Components & Electronics	149.41
357	RT Outsourcing Services Limited	India	Computers & Peripherals	148.90
358	JOINSON ELECTRONICS MFG. CO., LTD.	Taiwan	Semiconductors, Components & Electronics	148.83
359	Arachnid Sdn. Bhd. *	Malaysia	Internet	148.47
360	FIRICH ENTERPRISES CO., LTD.	Taiwan	Computers & Peripherals	148.30
361	Point-I Co., Ltd. *	South Korea	Software	146.97
362	Interglobe Technologies Private Limited *	India	Software	146.47
363	Neo Technical System Co., Ltd.	South Korea	Communications / Networking	145.99
364	Annik Technology Services Private Limited *	India	Other	145.95
365	Tulip IT Services Limited	India	Communications / Networking	145.70
366	TENCENT Inc. *	China	Internet	144.89
367	Glodyne Technoserve Limited *	India	Software	144.77
368	WAFER WORKS	Taiwan	Semiconductors, Components & Electronics	144.65
369	SAKURA Internet Inc.	Japan	Communications / Networking	143.69
370	NIKO SEMICONDUCTOR CO., LTD.	Taiwan	Semiconductors, Components & Electronics	143.47
371	Holux Technology Inc. *	Taiwan	Communications / Networking	142.94
372	BroadBand Tower, Inc. *	Japan	Communications / Networking	142.57
373	International Application Technology Co., Ltd.	China	Other	142.54
374	Logix Microsystems Limited	India	Software	142.44
375	Devnet Pty. Ltd. *	Australia	Internet	142.36
376	Dawin Technology Inc. *	South Korea	Semiconductors, Components & Electronics	141.79
377	Online One Software (MSC) Sdn. Bhd. *	Malaysia	Software	140.38
378	MindTree Consulting Limited *	India	Other	139.49
379	LARGAN Precision Co.,Ltd	Taiwan	Semiconductors, Components & Electronics	139.11
380	Team Precision Public Co., Ltd.	Thailand	Semiconductors, Components & Electronics	138.99
381	Yest Co., Ltd.	South Korea	Semiconductors, Components & Electronics	138.89
382	Web Drive Limited	New Zealand	Internet	137.44
383	IREP Co., Ltd.	Japan	Internet	135.71
384	Nexerve Co., Ltd. *	South Korea	Software	134.42
385	DYNAMIC ELECTRONICS CO., LTD.	Taiwan	Semiconductors, Components & Electronics	134.37
386	Donga Elteck Co., Ltd.	South Korea	Instrumentation	134.35
387	Beijing Highlander Digital Record Technology Co., Ltd. *	China	Software	134.23
388	Ubiquoss Inc.	South Korea	Communications / Networking	133.99
389	Guangdong Ronsen Super Micro-Wire Co., Ltd. *	China	Other	133.00
390	Aditec Inc.	South Korea	Other	132.66
391	BQT Solutions Limited *	Australia	Computers & Peripherals	131.68
392	Prewell Corporation	South Korea	Communications / Networking	131.59
393	JKTech Pty. Ltd.	Australia	Instrumentation	130.72
394	PHOENIX PRECISION TECHNOLOGY CORPORATION *	Taiwan	Semiconductors, Components & Electronics	130.07
395	Sunpower Group Ltd. *	Singapore	Other	130.06
396	MphasiS *	India	Other	129.94

* Previous winner

This information has been provided by the top 500 ranked companies.

Stellar performers

Technology Fast 500 Asia Pacific Ranking and CEO Survey 2007

	Company name	Location	Business Type	3 year % growth
397	AMTRAN TECHNOLOGY CO., LTD.	Taiwan	Semiconductors, Components & Electronics	129.80
398	Selecom Co., Ltd. *	Japan	Internet	129.62
399	Mindray International Holding Limited	China	Medical Equipment	129.27
400	CogState Limited *	Australia	Biotechnology / Pharmaceutical	129.08
401	Today & Tomorrow. Co., Ltd *	South Korea	Communications / Networking	128.62
402	HFR Inc.	South Korea	Communications / Networking	128.15
403	Geometric Software Solutions Company Limited *	India	Software	127.76
404	FutureCalls Technology Private Limited	India	Communications / Networking	127.67
405	Gemini Communication Limited	India	Communications / Networking	126.92
406	FOCUS Electronics Co., Ltd.	South Korea	Semiconductors, Components & Electronics	126.87
407	Beijing Tarena Technology *	China	Software	125.72
408	Seek Limited *	Australia	Internet	125.54
409	MediaRing Ltd. *	Singapore	Communications / Networking	125.48
410	Lifetree Convergence Limited	India	Software	124.91
411	Larsen & Toubro Infotech Limited *	India	Software	124.71
412	Value Added Technologies Co.,Ltd.	South Korea	Medical Equipment	124.65
413	D3 INC.	Japan	Software	124.48
414	StarSoftComm (China) Ltd. *	China	Software	124.05
415	Tarang Software Technologies Private Limited *	India	Software	123.70
416	DQ Entertainment Limited *	India	Other	123.22
417	Pramati Technologies Private Limited	India	Software	123.01
418	EPISTAR corporation	Taiwan	Semiconductors, Components & Electronics	122.18
419	TSE Co., Ltd.	South Korea	Semiconductors, Components & Electronics	121.87
420	PharmAust Limited *	Australia	Biotechnology / Pharmaceutical	121.81
421	VIVOTEK INC. *	Taiwan	Computers & Peripherals	120.93
422	Memory & Testing Inc.	South Korea	Semiconductors, Components & Electronics	120.43
423	MetricStream Infotech (India) Private Limited	India	Software	120.40
424	JEAN CO., LTD.	Taiwan	Computers & Peripherals	118.96
425	Micro Shine Co., Ltd.	South Korea	Other	118.48
426	Internode Systems Pty. Ltd. *	Australia	Internet	118.17
427	SIM Technology Group Ltd. *	China	Communications / Networking	118.17
428	Beijing Bluestar Software Technology Development Co., Ltd.	China	Software	117.34
429	Runge Limited *	Australia	Instrumentation	117.23
430	Hansol LCD Inc.	South Korea	Semiconductors, Components & Electronics	117.23
431	COMPUTER IMAGE LABORATORY CO., LTD.	Japan	Computers & Peripherals	116.77
432	WAH HONG INDUSTRIAL CORP.	Taiwan	Semiconductors, Components & Electronics	116.66
433	Ningbo Kangqiang Electronics Co., Ltd.	China	Semiconductors, Components & Electronics	116.33
434	NAN YA PRINTED CIRCUIT BOARD CORPORATION *	Taiwan	Semiconductors, Components & Electronics	116.22
435	U.I. Display Co., Ltd.	South Korea	Semiconductors, Components & Electronics	116.12
436	Author-IT Software Corporation	New Zealand	Software	114.64
437	Bill Express Limited *	Australia	Communications / Networking	114.59
438	Hiwave. Inc.	South Korea	Communications / Networking	114.53
439	Shinjin Mtecc Co., Ltd.	South Korea	Other	114.49
440	Nucleus Software Exports Limited *	India	Software	114.45
441	UniTest Inc.	South Korea	Instrumentation	114.08
442	Global Standard Technology Co., Ltd.	South Korea	Semiconductors, Components & Electronics	113.85
443	Flex Com Inc.	South Korea	Semiconductors, Components & Electronics	113.48
444	GT & T Co., Ltd.	South Korea	Communications / Networking	113.44
445	Marumae Co., Ltd.	Japan	Semiconductors, Components & Electronics	113.27
446	Montage Interactive Limited	New Zealand	Software	113.26
447	paperboy & co. Inc.	Japan	Internet	112.98
448	GAMEVIL Inc.	South Korea	Software	112.48

	Company name	Location	Business Type	3 year % growth
449	Persistent Systems Private Limited *	India	Software	112.05
450	NEXCOM International Co., LTD.	Taiwan	Computers & Peripherals	111.77
451	China EDU corporations *	China	Other	111.63
452	SinoCom Software Group	China	Software	111.49
453	Excel Technology International Holdings Limited *	China	Software	111.42
454	ValueLabs	India	Software	111.05
455	Infotech Enterprises Limited *	India	Software	111.00
456	System Integrator Corp.	Japan	Software	110.76
457	SEMICS Co., Ltd.	South Korea	Semiconductors, Components & Electronics	110.37
458	Jumbuck Entertainment Limited	Australia	Software	110.28
459	GOURMET NAVIGATOR INCORPORATED	Japan	Internet	109.83
460	USUN TECHNOLOGY CO., LTD.	Taiwan	Semiconductors, Components & Electronics	109.17
461	NuVision Technology, Inc.	Taiwan	Semiconductors, Components & Electronics	108.86
462	XRF Scientific Limited	Australia	Other	108.82
463	Direct Payment Solutions Limited	New Zealand	Communications / Networking	108.48
464	I-CHIUN PRECISION INDUSTRY CO., LTD. *	Taiwan	Semiconductors, Components & Electronics	108.35
465	Techmosa International Inc.	Taiwan	Semiconductors, Components & Electronics	108.29
466	Engin Limited	Australia	Communications / Networking	108.01
467	Hoimyung Corporation	South Korea	Other	107.72
468	DS LCD Co., Ltd. *	South Korea	Semiconductors, Components & Electronics	107.56
469	REALCOM, Inc.	Japan	Software	107.06
470	MewTel Technology Inc.	South Korea	Communications / Networking	106.95
471	MTI Co., Ltd. *	South Korea	Communications / Networking	106.79
472	Acorn International Inc. *	China	Other	106.71
473	Media Movers Pty. Ltd.	Australia	Semiconductors, Components & Electronics	106.67
474	Namsong Industrial Co., Ltd.	South Korea	Other	106.46
475	CNB Technology Inc.	South Korea	Other	106.40
476	MGM Wireless Ltd. *	Australia	Software	106.09
477	Seek (NZ) Limited	New Zealand	Internet	106.07
478	Bit-isle Inc.	Japan	Communications / Networking	106.06
479	Entropy Co., Ltd. *	South Korea	Semiconductors, Components & Electronics	105.95
480	UNISEM Co., Ltd. *	South Korea	Semiconductors, Components & Electronics	105.90
481	Opto Circuits (India) Limited	India	Medical Equipment	104.81
482	ULTRA-X ASIA PACIFIC Inc. *	Japan	Software	104.79
483	IWL Limited *	Australia	Software	104.61
484	SUBTRON TECHNOLOGY CO., LTD.	Taiwan	Semiconductors, Components & Electronics	104.30
485	SQL Star International Limited	India	Software	104.20
486	GMO Payment Gateway, Inc.	Japan	Internet	103.29
487	Geong Business Networks Ltd. *	China	Software	102.57
488	People Interactive (India) Private Limited *	India	Internet	102.23
489	Han's Laser Technology Co., Ltd.	China	Other	102.09
490	WORKS APPLICATIONS CO., LTD. *	Japan	Software	102.06
491	Deepend Sydney Pty. Limited	Australia	Internet	101.87
492	Zentek Technology Japan, Inc. *	Japan	Software	100.96
493	Softfront	Japan	Software	100.42
494	MailGuard Pty. Ltd. *	Australia	Internet	99.80
495	Korea Wise Nut Co., Ltd. *	South Korea	Software	99.60
496	Infra Ware Inc.	South Korea	Software	99.43
497	MicroJet Technology Co., Ltd.	Taiwan	Computers & Peripherals	99.23
498	Breathe Communications	New Zealand	Communications / Networking	99.22
499	Intron Bio Technology Inc.	South Korea	Biotechnology / Pharmaceutical	99.22
500	Mcubeworks Inc.	South Korea	Software	98.92

* Previous winner

This information has been provided by the top 500 ranked companies.

“The Deloitte Technology Fast 500 Asia Pacific CEO Survey 2007 is a valuable tool that provides insight into trends and triggers that respondent CEOs believe will power the industry in 2008.”



Deloitte Technology Fast 500 Asia Pacific CEO Survey 2007

About the survey

The Deloitte Technology Fast 500 Asia Pacific Ranking lists the 500 public and private technology, media and telecommunications companies based in Asia Pacific that have achieved the fastest rates of annual revenue growth during the past three years. The Technology Fast 500 survey is sponsored by the DTT TMT industry group.

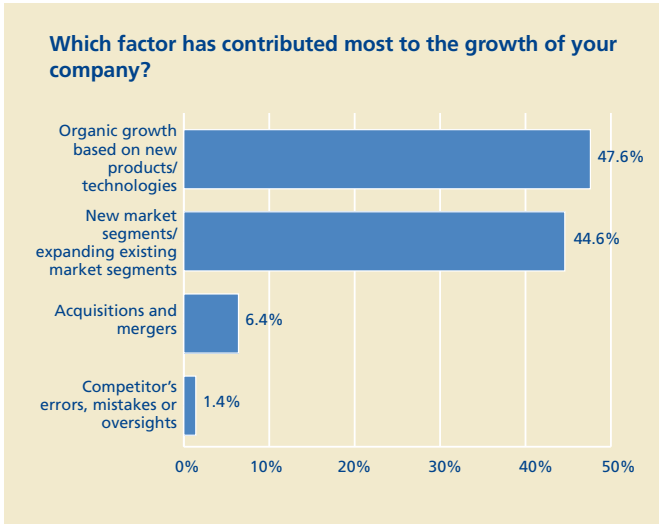
Every year, since 2002, the DTT Global TMT industry group has simultaneously surveyed the Technology Fast 500 company CEOs to measure their views on the secrets of their success, their hopes and fears for the sector and other key leadership issues. This survey, undertaken in the fourth quarter of 2007, was completed by 237 CEOs from across the Technology Fast 500 Asia Pacific region and provides an insight into the issues which such CEOs expect will drive the industry forward in 2008 and beyond.

Introduction

What impact has 2007 had on the respondent CEOs of Asia Pacific's fastest growing technology companies? Which critical factors and operational challenges drove or hampered their rates of success? Are they still confident about future growth? The answers to these questions are revealed in this year's Technology Fast 500 Asia Pacific CEO Survey.

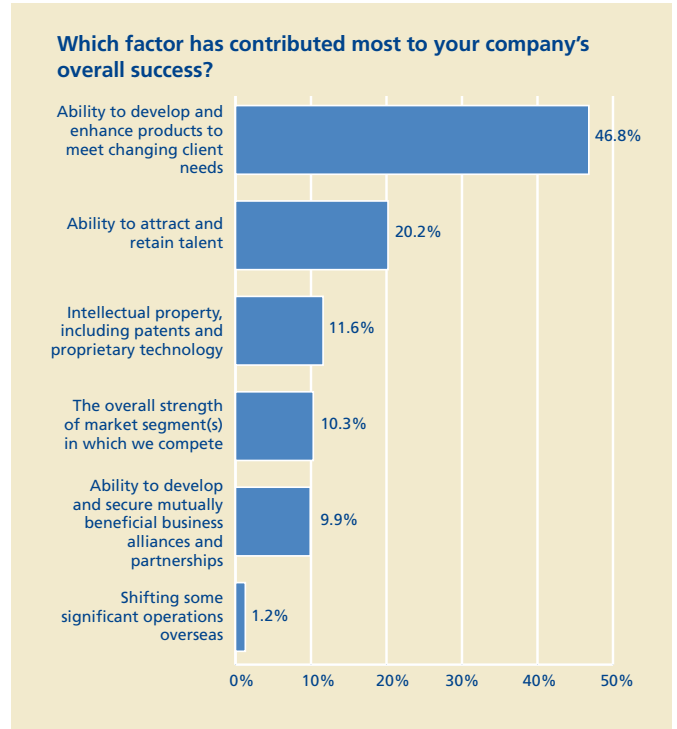


1. Keys to success



An organic strategy

According to the survey, the respondent CEOs have focused on product innovation and perfected new technologies (47.6 percent) to drive the growth of their companies in 2007. They have also entered new market segments and expanded their customer base in existing market segments as part of a focused growth-strategy (44.6 percent).



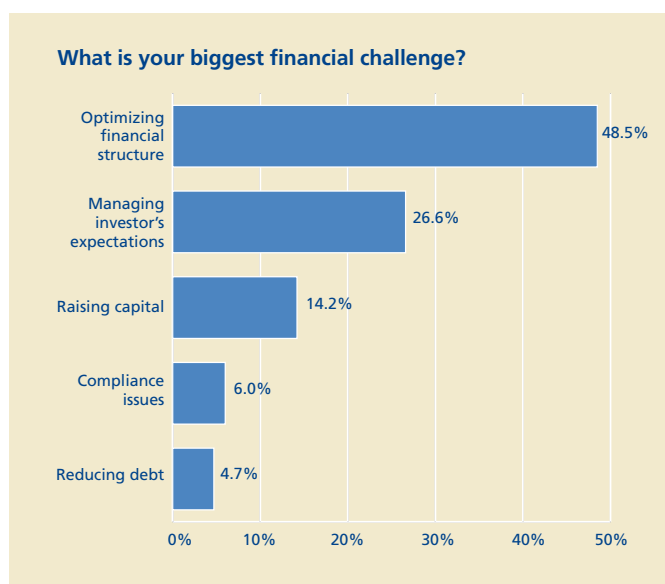
Product development and enhancement

According to the survey, the ability to develop and enhance products to meet changing client needs is the perceived key to success (46.8 percent). Qualified employees are important to ensuring the right products and product development and the respondent CEOs believe they are succeeding in attracting and retaining this talent (20.2 percent).



Talent trials and tribulation

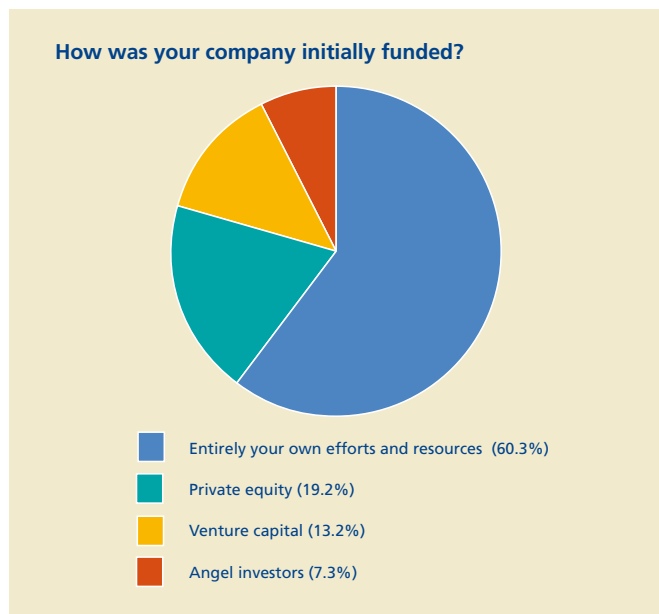
The challenge of finding, hiring and retaining qualified employees is proving to be as difficult as ever for the respondent CEOs, increasing in importance to 53.2 percent in 2007, from 44.2 percent in 2006. According to the survey, increased competition and market change are the second biggest operational challenges at 29.2 percent, a substantial increase over 2006 (14.9 percent).



The buck stops here

The need to optimize financial structure is a challenge that has increased in importance each year for our respondent CEOs (48.5 percent), more than double the 2006 figure of 19.2 percent. Managing investor's expectations (26.6 percent) and raising capital (14.2 percent) are second and third, respectively, in the line-up of respondent CEOs' financial challenges.

2. The road ahead



Trailblazing entrepreneurs

More than 60.3 percent of the Technology Fast 500 companies in Asia Pacific whose CEOs responded to the survey were initially funded through the respondent CEOs' own efforts and resources. 19.2 percent of the respondent CEOs sought private equity for the initial funding of their company, while 13.2 percent raised funds using venture capital.



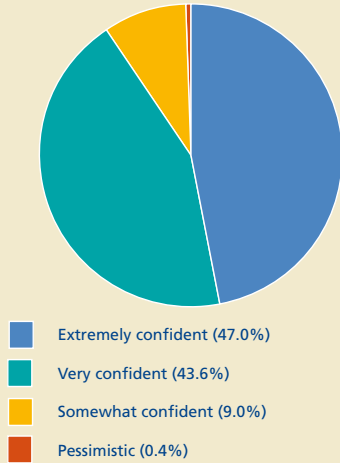
Intellectual property

Intellectual property theft still poses a considerable threat in the Asia Pacific region, so protecting a company's intellectual property is as important as ever. Building in protection is the most popular route for 36.2 percent of the respondent CEOs. The next most popular options are training staff on protective measures (31.9 percent), bringing in third-party IP experts (17.6 percent) and restricting distribution to markets with a reputation for intellectual property protection (12.1 percent).

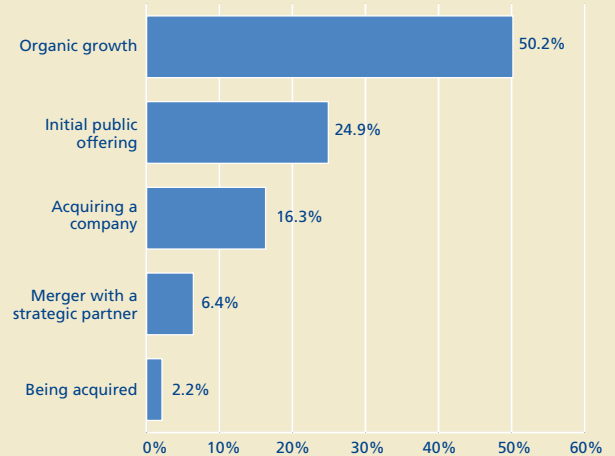
Stellar performers

Technology Fast 500 Asia Pacific Ranking and CEO Survey 2007

How confident are you that your company will sustain its high level of growth over the next 12 months?



What do you consider the most likely scenario for your company within the next 12 months?



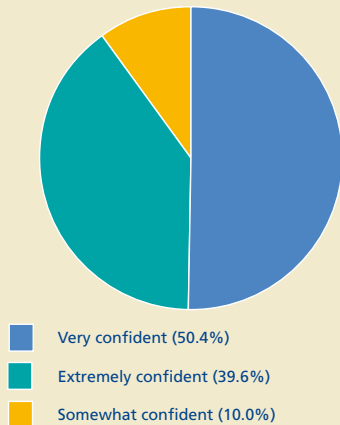
Iron-clad confidence

According to the survey, 90.6 percent of respondent CEOs are either very or extremely confident in their ability to sustain the high level of their company's growth over the next year. This year's confidence level figure is the highest ever in the history of the Asia Pacific surveys.

An inward focus

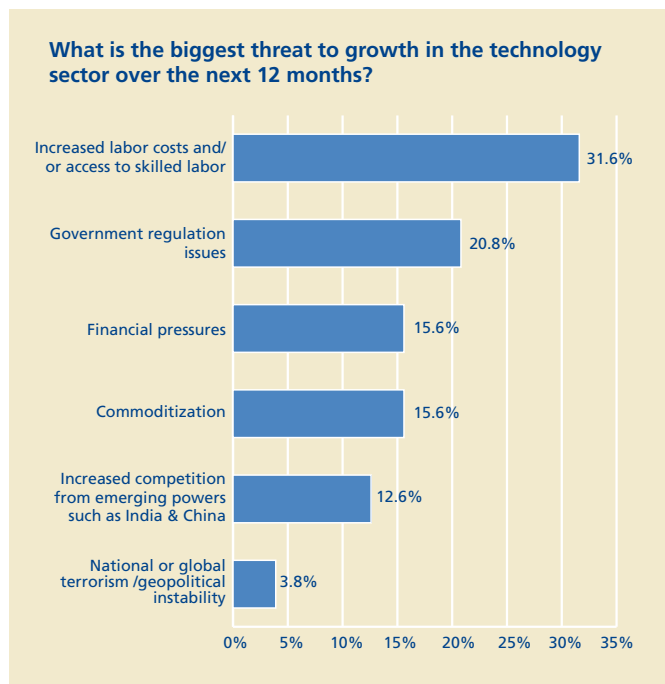
According to the survey, the strategy to grow from within the organisation remains a focus, in comparison to 2006, for 50.2 percent of the respondent CEOs. The potential to go public is more likely in 2007/8 (24.9 percent) — a growth of seven percent over the 2006 survey. The likelihood of growth by acquisition next year, remains an option at 16.3 percent.

How confident are you that your company will sustain its high level of growth over the next 24 months?



90 percent of the respondent CEOs are either very or extremely confident they can sustain high growth levels over the next two years—an encouraging sign that perhaps these CEOs have achieved a tried-and-trusted recipe for success.

3. Global outlook

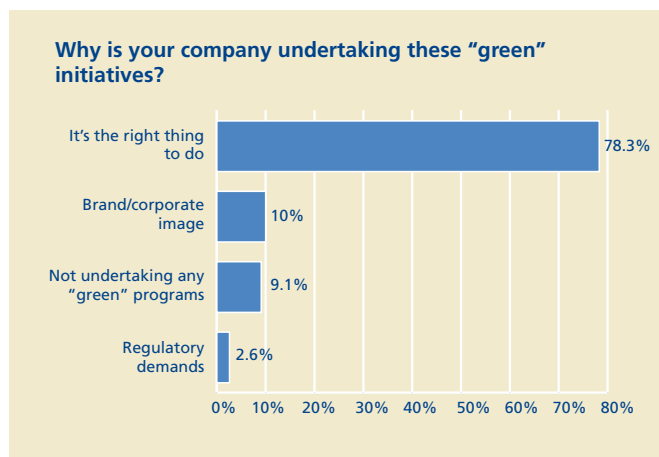
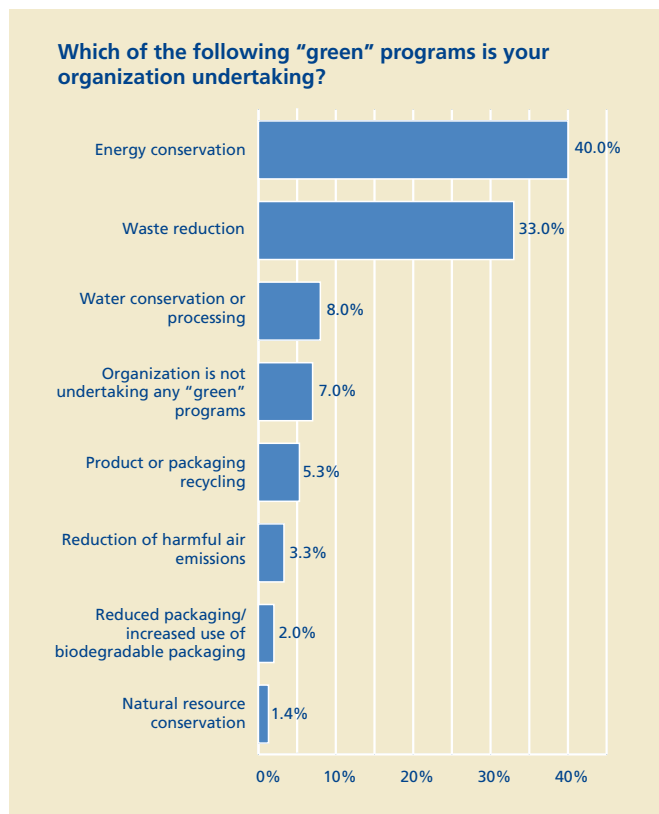


Playing by the rules

The responding CEOs affirm that increased labour costs and/or access to skilled labour (31.6 percent) is the biggest threat to growth in the technology sector along with government regulation (20.8 percent). Financial pressures (15.6 percent) and commoditization of products (15.6 percent) are expected to stump growth in the technology sector over the next 12 months. Increased competition from the emerging powers of India and China remains a real and present threat to growth, at 12.6 percent.

Going green

Over two-thirds of the Technology Fast 500 Asia Pacific firms whose CEOs responded to the survey have undertaken some form of energy conservation (40 percent) or waste reduction (33 percent) initiatives. While some may say it is early days yet, there remain additional areas of opportunity for environmental preservation, including water conservation (8 percent), use of biodegradable packaging (2 percent), package recycling (5.3 percent) and reduced emissions (3.3 percent). Interestingly, the respondent Asia Pacific CEOs are leading in waste reduction (33 percent) vs. the respondent EMEA CEOs (11.6 percent) and have the least number of companies not undertaking any green programs (seven percent vs. the respondent EMEA CEOs' 30.7 percent).



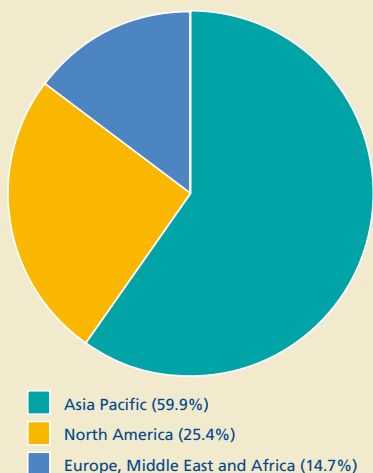
Public awareness of the need to preserve the environment is on the increase and the pressure is on for compliance, particularly for large and successful companies in developing countries. And it is encouraging to see that 78.3 percent of the respondent CEOs are concerned about doing the right thing where the environment is concerned.

“According to the survey, 66.4 percent of the respondent CEOs consider their greatest competitive threats to be based within the region.”



4. Offshore challenges

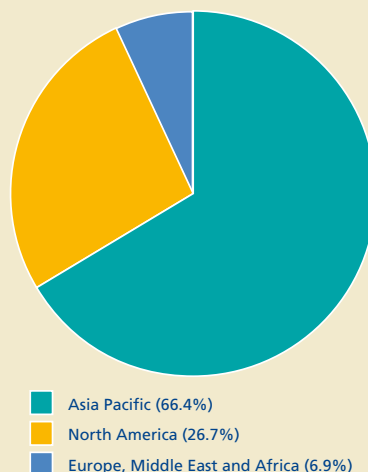
Which geographic markets represent the best opportunity for significant growth for your company over the next five years?



Regional focus

According to the survey, Asia Pacific represents the best opportunity for significant growth for 59.9 percent of the respondent CEOs' firms, while North America represents the best opportunity for 25.4 percent of the respondent CEOs' firms, up slightly from 20.2 percent in 2006. The EMEA market is favored by 14.7 percent of the respondent CEOs' firms.

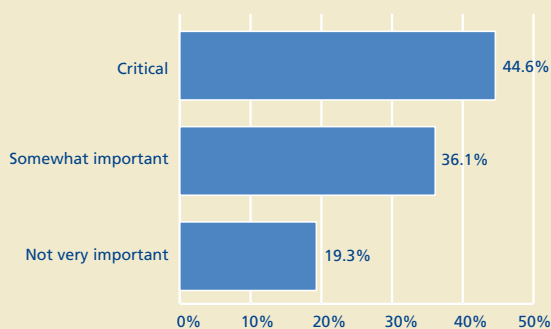
Where do you think the majority of your competition is based?



Guarding home territory

According to the survey, 66.4 percent of the respondent CEOs consider their greatest competitive threats to be based within the region. Meanwhile, 26.7 percent and 6.9 percent of the respondent CEOs believe that the majority of their competition is from North America and EMEA, respectively.

How important is it to look overseas to obtain the talent and skill sets required to grow your business?

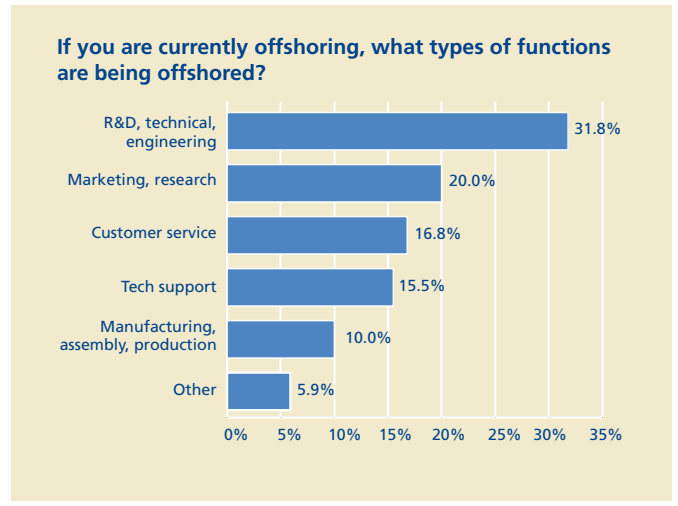
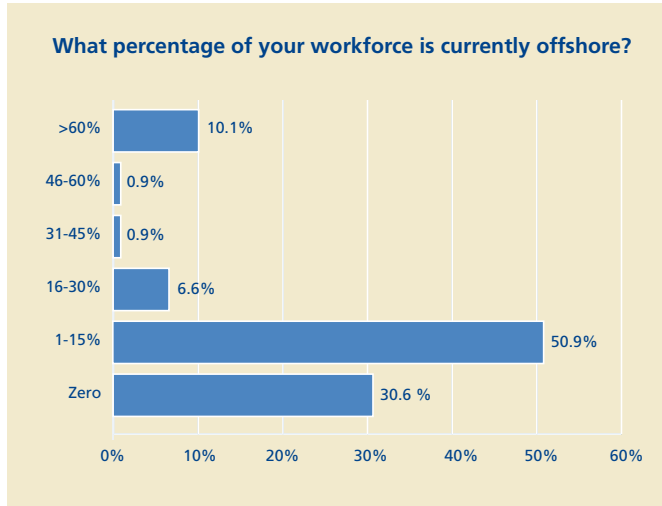


Imported skills

An overwhelming number of the respondent CEOs (80.7 percent) believe that it is critical or somewhat important to look overseas for talent — a significant jump from the 2006 survey (47.3 percent).

Stellar performers

Technology Fast 500 Asia Pacific Ranking and CEO Survey 2007

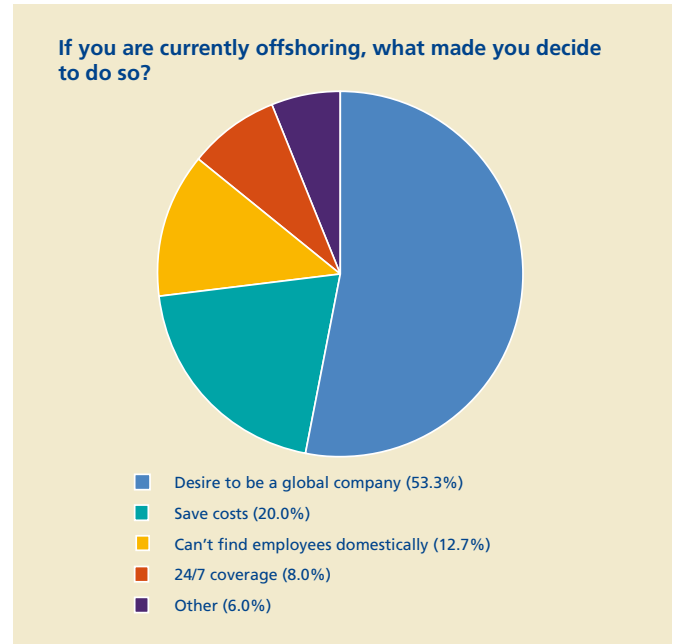
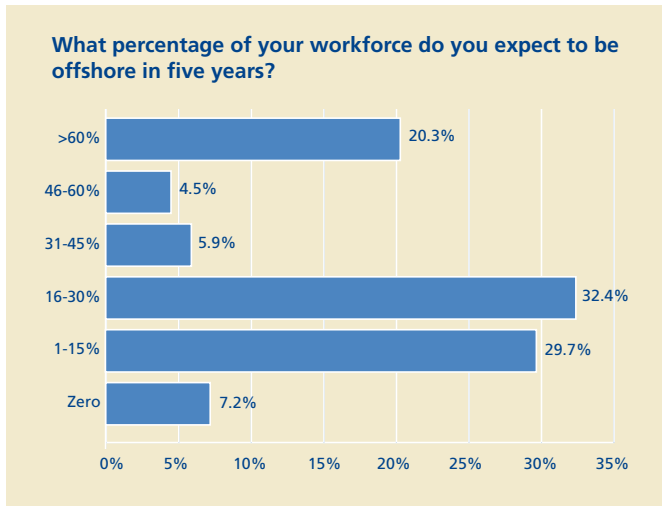


Expanding offshore

Despite the cost investment implications and other challenges companies face in basing staff offshore, the trend is on the rise in the Technology Fast 500 Asia Pacific companies. A total of 18.5 percent of the respondent CEOs state that 16 percent or more of the workforce is currently based offshore.

Sourcing expertise

Offshored functions involve fairly high level skills. According to the survey, 31.8 percent of the respondents' firms offshore R&D, technical and engineering functions and 20 percent offshore marketing and research requirements. Customer service functions (16.8 percent) and technical support (15.5%) are also offshored.

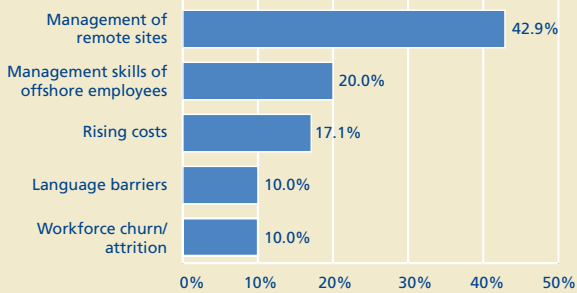


The respondent CEOs forecast that the offshoring trend will continue, with over 63 percent — more than triple the current number — stating that at least 16 percent of their workforce will be based offshore in five years.

A global company

Respondent CEOs are striving to become global companies (53.3 percent), supplying high quality product and services and competing with the best — and this, first and foremost, is what motivates the trend to offshore. According to the survey, other factors include saving costs (20 percent), not being able to find employees domestically (12.7 percent) and gaining a 24/7 presence (8 percent).

If you are currently offshoring, what is your most significant challenge?

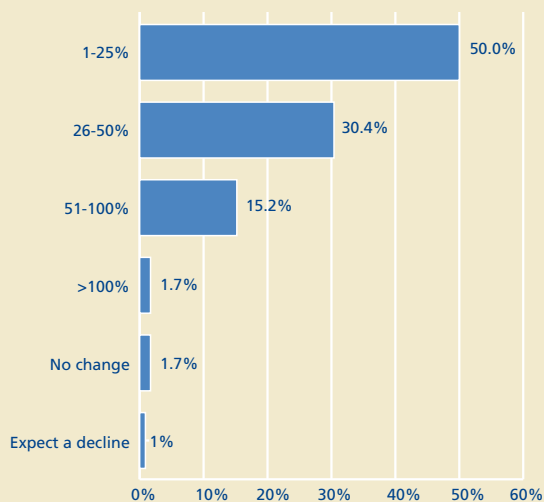


Distance managing

The most significant offshoring challenge for 42.9 percent of the respondents' firms is the management of remote sites. Supervision and improvement of management skills offshore are the leading challenges for 20 percent of the respondent CEOs, while rising costs (17.1 percent), language barriers (10 percent) and employee churn/attrition (10 percent) also contribute to and make offshoring a complex task.

5. High speed control

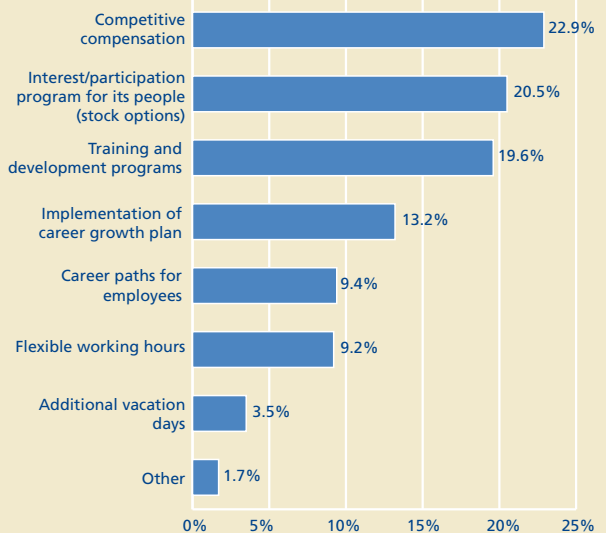
How much will your workforce grow in the next 12 months?



A vibrant economy

According to the survey, 80.4 percent of the respondent CEOs forecast continued workforce growth of between one and 50 percent in the next 12 months and 15.2 percent anticipate growth of between 51 to 100 percent in the next 12 months.

How does your company attract and retain talented employees?



Plugging the talent drain

The formula for attracting and retaining talented employees in the region seems quite mixed. Though the leading component is offering employees a competitive compensation package (22.9%), other factors seem to be almost as important. According to the survey, these include offering participation programs such as stock options (20.5 percent, down 12.9 percent from 2006), training and development programs (19.6 percent, down 5.1 percent from 2006), career growth plans (13.2 percent), career paths for employees (9.4 percent) and flexible working hours (9.2 percent). While it is clear that the respondent CEOs believe that retaining staff is an important charge, complacency can be costly in a market where competitors are healthy and thriving.

“While nearly 18.5 percent of firms currently employ over 15 percent of their workforce abroad, CEOs see this figure tripling within five years — a significant structural challenge.”

Conclusions

Unflinchingly confident

Confidence levels of the respondent CEOs reached an all time high of 90.6 percent in 2007, exceeding the record set in 2005, of 90 percent. And 90 percent of the respondent CEOs were either very or extremely confident of achieving similar growth rates over the coming two years. That is based on average three-year revenue growth rates for this year's Technology Fast 500 Asia Pacific companies, of a remarkable 540 percent. This is an encouraging sign that perhaps the respondent CEOs have achieved a tried and trusted recipe for managing a high level of growth.

While competition is thriving in the region, many of the respondent CEOs have focused inward on product innovation, customization and the perfecting of new technologies to maintain their company's growth into 2008. The respondent CEOs have also entered new market segments and expanded their customer base in existing market segments as part of a focused growth-strategy (44.6 percent).

Talent trials and tribulation

Competent employees are getting harder to find and they cost more when you find them. Finding, hiring and retaining qualified employees are the greatest operational challenges for 53.2 percent of the respondent CEOs and these talent trials continue to increase in importance with the years.

The rise of offshoring

An overwhelming number of the respondent CEOs (80.7 percent) believe that it is critical or somewhat important to look overseas for talent—a significant jump from the 2006 survey (47.3 percent). As the respondent CEOs strive to create global companies that are capable of competing with the best and as a result of skill shortages at home and cost saving factors, the respondent CEOs are moving certain operations offshore.

Offshored functions involve fairly high level skills such as research and development, technical, engineering, marketing and research functions. The most significant offshoring challenge for nearly 43 percent of respondent CEOs is the management of remote sites. Offshoring has developed into a complex administrative task, requiring careful management and is likely to grow into a core business function over the next few years.

Green to go

The Semiconductors, Components & Electronics industry dominate the top 5 and top 10 firms this year, replacing the Internet's industry dominance of the last two years. This year's winning company, a solar panel manufacturer, points to a growing consciousness of Asia Pacific companies to adopt initial basic strategies to meet environmental preservation. And the reason is ethical: more than two thirds of the respondent CEOs are concerned about doing the right thing.

Over two-thirds of the Technology Fast 500 Asia Pacific companies whose CEOs responded to the survey, have undertaken some form of energy conservation or waste reduction initiatives. While some may say it is early days yet, there remain additional areas of opportunity for the environmental preservation drive — and these Asia Pacific companies, for now, are right there taking on the responsibility.

And the indications are that these businesses are doing things right. The revenues of the top five firms have grown by a remarkable 13,849 percent over the last three years, and this year's winner grew by a phenomenal 27,542 percent. These businesses will likely continue to prosper, regardless of the economic climate.

A white wind turbine is shown against a clear, bright blue sky. The turbine has three blades, one of which is pointing upwards and to the right, another pointing to the left, and the third pointing downwards and to the right. The tower of the turbine is visible on the right side of the frame.

About TMT

The Deloitte Touche Tohmatsu (DTT) Global Technology, Media & Telecommunications (TMT) Industry Group consists of the TMT practices organized in the various member firms of DTT. It includes more than 6,000 member firm partners, directors and senior managers supported by thousands of other professionals dedicated to helping their clients evaluate complex issues, develop fresh approaches to problems and implement practical solutions. There are dedicated TMT member firm practices in nearly 45 countries and centres of excellence in the Americas, EMEA and Asia Pacific.

DTT's member firms serve nearly 90 percent of the TMT companies in the Fortune Global 500. Clients of Deloitte member firms' TMT practices include some of the world's top software companies, computer manufacturers, wireless operators, satellite broadcasters, advertising agencies and semiconductor foundries — as well as leaders in publishing, telecommunications and peripheral equipment manufacturing.

Contacts at Deloitte Touche Tohmatsu and its member firms

Igal Brightman
Global Managing Partner,
Deloitte Touche Tohmatsu
Technology, Media & Telecommunications
+972 3 608 55 00
ibrightman@deloitte.co.il

Ian Thatcher
Partner in charge of Technology Fast
500 Asia Pacific program
+612 9322 7640
ithatcher@deloitte.com.au

Americas

Alberto Lopez Carnabucci
Argentina
+54 11 4320 2700
alopezcarnabucci@deloitte.com

Marco Antonio Brandao Simurro
Brazil
+55 11 5186 1232
mbrandao@deloitte.com.br

John Ruffolo
Canada
+ 416 601 6684
jruffolo@deloitte.ca

Arturo Platt
Chile
+56 2 2703 361
aplatt@deloitte.com

Elsa Victoria Mena Cardona
Colombia
+571 546 1815
emenacardona@deloitte.com

Carlos Gallegos Echeverria
Costa Rica
+506 253 2466
cagallegos@deloitte.com

Ernesto Graber
Ecuador
+ 593 4 245 2770 ext 163
egraber@deloitte.com

Francisco Silva
Mexico
+52 55 5080 6310
fsilva@dtm.com

Cesar Chong
Panama
+507 303 4100
cechong@deloitte.com

Gustavo Lopez Ameri
Peru
+51 1 211 8533
glopezameri@deloitte.com

Phillip Asmundson
United States, Deloitte & Touche
USA LLP
+1 203 708 4860
pasmundson@deloitte.com

Robert de Luca
Uruguay
+598 2916 0756 ext 123
rdeluca@deloitte.com

Hector Gutierrez
Venezuela
+ 58 212 206 8534
hegutierrez@deloitte.com

Europe, Middle East and Africa

Georg Kraus
Austria
+43 1 537 00 4810
gkraus@deloitte.at

Andre Claes
Belgium
+32 2600 6670
aclaes@deloitte.com

Dariusz Nachyla
Central Europe
+48 22 511 0631
dnachyla@deloitte.com

Gennady Kamyshnikov
CIS
+7 495 787 0600
gkamyshnikov@deloitte.ru

Kim Gerner
Denmark
+45 36 10 20 30
kgerner@deloitte.dk

Jussi Sairanen
Finland
+358 40 752 0082
Jussi.sairanen@deloitte.fi

Etienne Jacquemin
France
+33 1 5561 2170
ejacquemin@deloitte.fr

Andreas Gentner
Germany
+49 711 1655 47302
agentner@deloitte.de

Dieter Schlereth
Germany
+49 211 8772 2638
dschlereth@deloitte.de

Tom Cassin
Ireland
+353 1 417 2210
tcassin@deloitte.ie

Asher Mechlovich
Israel
+972 3 608 5524
amechlovich@deloitte.co.il

Alberto Donato
Italy
+39 064 780 5595
adonato@deloitte.it

Dan Arendt
Luxembourg
+352 451 452 621
darendt@deloitte.lu

Saba Sindaha
Middle East
+971 (2) 676 0606
ssindaha@deloitte.com

Piet Hein Meete
Netherlands
+31 20 582 4351
pmeeter@deloitte.nl

Halvor Moen
Norway
+47 23 27 97 85
hmoen@deloitte.no

Joao Luis Silva
Portugal
+351 210 427 635
joaosilva@deloitte.pt

Danie Crowther
Southern Africa
+27 12 482 0141
daniecrowther@deloitte.co.za

Eduardo Sanz
Spain
+34 91 514 5000
edsanz@deloitte.es

Tommy Maartensson
Sweden
+46 8 506 711 30
tommy.maartensson@deloitte.se

Baris Oney
Turkey
+90 212 366 6073
boney@deloitte.com

Jolyon Barker
United Kingdom
+44 20 7007 1818
jrbarker@deloitte.co.uk

Asia Pacific

Damien Tampling
Australia
+61 2 9322 5890
dtampling@deloitte.com.au

Charles Yen
China
+86 10 8520 7000
chyen@deloitte.com.cn

N. Venkatram
India
+91 22 6667 9125
nvenkatram@deloitte.com

Yoshitaka Asaeda
Japan
+81 3 6213 3488
yoshitaka.asaeda@tohmatsu.co.jp

Hyun Chul Jun
Korea
+82 2 6676 1307
hjun@deloitte.com

Robert Tan
Malaysia
+603 7723 6599
rtan@deloitte.com

John Bell
New Zealand
+64 9 303 0853
jobell@deloitte.co.nz

Shariq Barmaky
Singapore
+65 6530 5508
sbarmaky@deloitte.com

Clark C. Chen
Taiwan
+886 2 2545 9988 x3065
clarkcchen@deloitte.com.tw

Marasri Kanjanataweewat
Thailand
+662 676 5700 ext 6067
mkanjanataweewat@deloitte.com

For more information, please contact

Noel J. Spiegel

United States
Deloitte & Touche LLP
Partner in charge of DTT TMT Marketing
+1 212 492 4135
nspiegel@deloitte.com

Craig Fowler

United Kingdom
Director of EMEA TMT Marketing
+44 2073 035 293
crfowler@deloitte.co.uk

Amanda Goldstein

United States
DTT TMT Marketing
+1 212 436 5203
agoldstein@deloitte.com

Yvonne Dow

China
Director of Asia Pacific TMT Marketing
+852 2852 6611
ydow@deloitte.com

Francois Van Der Merwe

Australia
Director of DTT TMT Marketing
+612 9322 5406
francoisvandermerwe@deloitte.com.au

www.deloitte.com

Disclaimer

The information contained herein is provided by Deloitte Touche Tohmatsu and is intended to provide general information on a particular subject or subjects and is not an exhaustive treatment of such subject(s). Accordingly, the information is not intended to constitute accounting, tax, legal, investment, consulting or other professional advice or services. The information is not intended to be relied upon as the sole basis for any decision that may affect you or your business. Before making any decision or taking any action that might affect your personal finances or business, you should consult a qualified professional adviser.

The information contained herein is provided as is, and Deloitte Touche Tohmatsu makes no express or implied representations or warranties regarding the information contained herein. Without limiting the foregoing, Deloitte Touche Tohmatsu does not warrant that the information contained herein will be error-free or will meet any particular criteria of performance or quality. Deloitte Touche Tohmatsu expressly disclaims all implied warranties, including, without limitation, warranties of merchantability, title, fitness for a particular purpose, noninfringement, compatibility, security, and accuracy.

Prediction of future events is inherently subject to both known and unknown risks, uncertainties and other factors that may cause actual events to vary materially. Your use of the information contained herein is at your own risk and you assume full responsibility and risk of loss resulting from the use thereof. Deloitte Touche Tohmatsu will not be liable for any special, direct, indirect, incidental, consequential, or punitive damages or any other damages whatsoever, whether in an action of contract, statute, tort (including, without limitation, negligence), or otherwise, relating to the use of the information contained herein. If any of the foregoing is not fully enforceable for any reason, the remainder shall nonetheless continue to apply.

About Deloitte

Deloitte refers to one or more of Deloitte Touche Tohmatsu, a Swiss Verein, its member firms, and their respective subsidiaries and affiliates. Deloitte Touche Tohmatsu is an organization of member firms around the world devoted to excellence in providing professional services and advice, focused on client service through a global strategy executed locally in over 140 countries. With access to the deep intellectual capital of approximately 150,000 people worldwide, Deloitte delivers services in four professional areas – audit, tax, consulting, and financial advisory services – and serves more than 80 percent of the world's largest companies, as well as large national enterprises, public institutions, locally important clients, and successful, fast-growing global companies. Services are not provided by the Deloitte Touche Tohmatsu Verein, and, for regulatory and other reasons, certain member firms do not provide services in all four professional areas. As a Swiss Verein (association), neither Deloitte Touche Tohmatsu nor any of its member firms have any liability for each other's acts or omissions. Each of the member firms is a separate and independent legal entity operating under the names "Deloitte," "Deloitte & Touche," "Deloitte Touche Tohmatsu," or other related names.